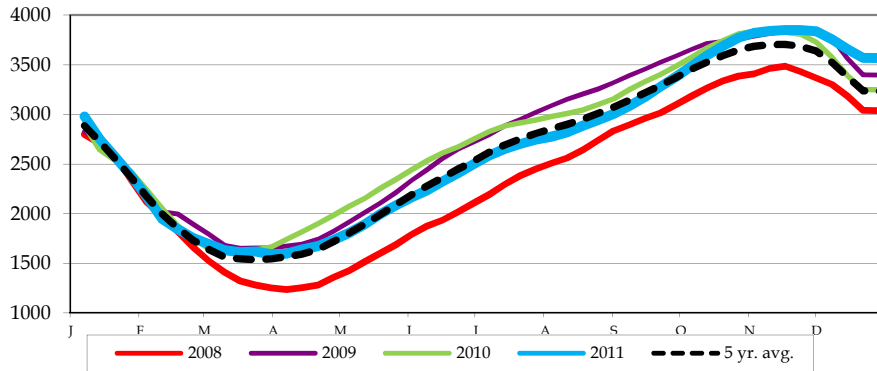
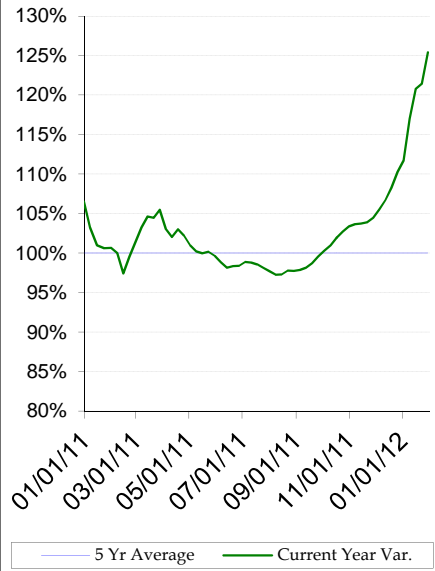


# Commodity Fundamentals Update

Historic Storage Levels (Bcf)

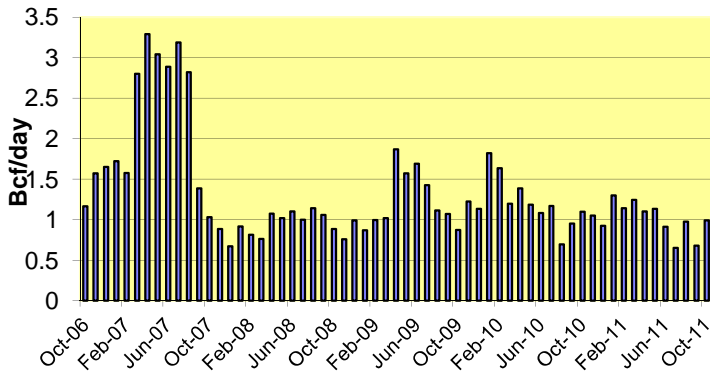


Storage Variance

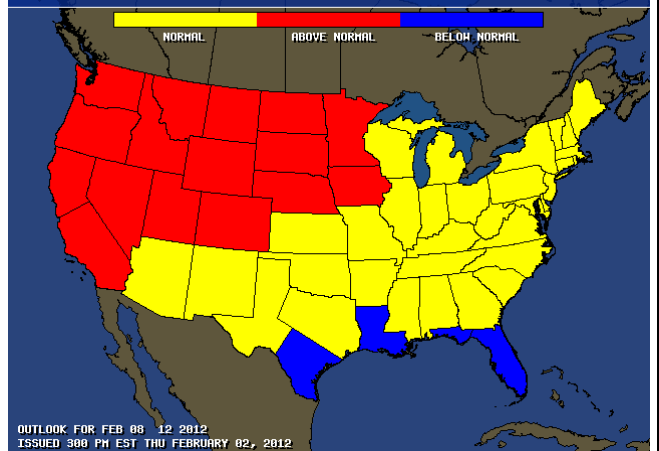


| Region            | 27-Jan       | 20-Jan       | Change      | Last year    | 5-yr avg     |
|-------------------|--------------|--------------|-------------|--------------|--------------|
| East              | 1,471        | 1,571        | -100        | 1,181        | 1,253        |
| West              | 396          | 406          | -10         | 335          | 323          |
| Producing         | 1099         | 1121         | -22         | 864          | 789          |
| <b>Total U.S.</b> | <b>2,966</b> | <b>3,098</b> | <b>-132</b> | <b>2,380</b> | <b>2,365</b> |

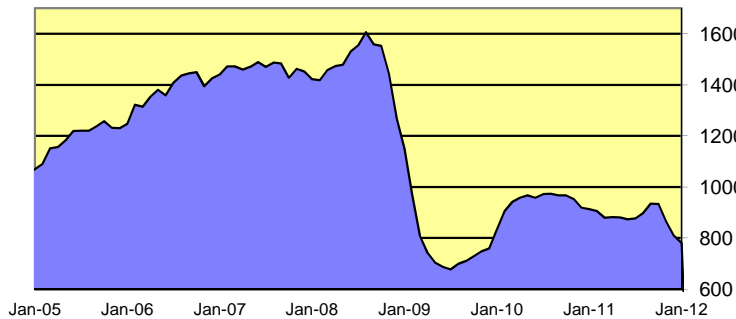
LNG Imports



6 TO 10 DAY TEMPERATURES



Baker Hughes, U.S. Active US Gas Rig Count



Heating Degree Days -Atlanta

